






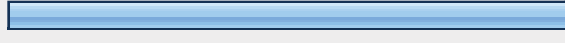









# Parent-Involvement Survey 2009-10


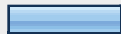





| 1. Do you live in the Gentry School District and/or have a child enrolled in the Gentry school District? |                                                                                    |                          |                |
|----------------------------------------------------------------------------------------------------------|------------------------------------------------------------------------------------|--------------------------|----------------|
|                                                                                                          |                                                                                    | Response Percent         | Response Count |
| Yes                                                                                                      |  | 88.2%                    | 82             |
| No                                                                                                       |   | 11.8%                    | 11             |
|                                                                                                          |                                                                                    | <i>answered question</i> | 93             |
|                                                                                                          |                                                                                    | <i>skipped question</i>  | 0              |



| 2. Are you an employee of the Gentry Public School District? |                                                                                    |                          |                |
|--------------------------------------------------------------|------------------------------------------------------------------------------------|--------------------------|----------------|
|                                                              |                                                                                    | Response Percent         | Response Count |
| Yes                                                          |   | 50.5%                    | 47             |
| No                                                           |  | 49.5%                    | 46             |
|                                                              |                                                                                    | <i>answered question</i> | 93             |
|                                                              |                                                                                    | <i>skipped question</i>  | 0              |

| 3. Please indicate your race or national origin: |                                                                                      |                          |                |
|--------------------------------------------------|--------------------------------------------------------------------------------------|--------------------------|----------------|
|                                                  |                                                                                      | Response Percent         | Response Count |
| American Indian or Alaska Native                 |   | 7.6%                     | 6              |
| Asian or Pacific Islander                        |   | 2.5%                     | 2              |
| Black, not of Hispanic Origin                    |                                                                                      | 0.0%                     | 0              |
| Hispanic                                         |   | 1.3%                     | 1              |
| White, not of Hispanic Origin                    |  | 86.1%                    | 68             |
| Other                                            |   | 2.5%                     | 2              |
|                                                  |                                                                                      | <i>answered question</i> | 79             |
|                                                  |                                                                                      | <i>skipped question</i>  | 14             |

| 4. Please indicate your gender: |                                                                                    |                          |                |
|---------------------------------|------------------------------------------------------------------------------------|--------------------------|----------------|
|                                 |                                                                                    | Response Percent         | Response Count |
| Male                            |   | 16.7%                    | 13             |
| Female                          |  | 83.3%                    | 65             |
|                                 |                                                                                    | <i>answered question</i> | 78             |
|                                 |                                                                                    | <i>skipped question</i>  | 15             |



| 5. Please indicate your age category: |                                                                                     |                          |                |
|---------------------------------------|-------------------------------------------------------------------------------------|--------------------------|----------------|
|                                       |                                                                                     | Response Percent         | Response Count |
| Less than 25 Years of Age             |    | 3.8%                     | 3              |
| 25-40                                 |    | 44.3%                    | 35             |
| 41-55                                 |    | 49.4%                    | 39             |
| 56-61                                 |  | 2.5%                     | 2              |
| 62-76                                 |                                                                                     | 0.0%                     | 0              |
| Older than 76                         |                                                                                     | 0.0%                     | 0              |
|                                       |                                                                                     | <i>answered question</i> | 79             |
|                                       |                                                                                     | <i>skipped question</i>  | 14             |






| 6. Please indicate your education level: |                                                                                   |                          |                |
|------------------------------------------|-----------------------------------------------------------------------------------|--------------------------|----------------|
|                                          |                                                                                   | Response Percent         | Response Count |
| Doctorate                                |  | 3.9%                     | 3              |
| Masters                                  |  | 16.9%                    | 13             |
| <b>Bachelors</b>                         |  | <b>37.7%</b>             | <b>29</b>      |
| 2- Year Program Graduate                 |  | 9.1%                     | 7              |
| Some college hours                       |  | 13.0%                    | 10             |
| High School Diploma                      |  | 18.2%                    | 14             |
| GED                                      |  | 1.3%                     | 1              |
| Did not complete high school or earn GED |                                                                                   | 0.0%                     | 0              |
|                                          |                                                                                   | <i>answered question</i> | <b>77</b>      |
|                                          |                                                                                   | <i>skipped question</i>  | <b>16</b>      |



| 7. Did you graduate from Gentry High School? |                                                                                      |                          |                |
|----------------------------------------------|--------------------------------------------------------------------------------------|--------------------------|----------------|
|                                              |                                                                                      | Response Percent         | Response Count |
| Yes                                          |   | 29.5%                    | 23             |
| <b>No</b>                                    |  | <b>70.5%</b>             | <b>55</b>      |
|                                              |                                                                                      | <i>answered question</i> | <b>78</b>      |
|                                              |                                                                                      | <i>skipped question</i>  | <b>15</b>      |



| 8. How many individuals live at your place of residence? |  |  | Response Percent         | Response Count |
|----------------------------------------------------------|--|--|--------------------------|----------------|
| 1                                                        |  |  | 1.3%                     | 1              |
| 2                                                        |  |  | 7.9%                     | 6              |
| 3                                                        |  |  | 28.9%                    | 22             |
| 4                                                        |  |  | <b>30.3%</b>             | <b>23</b>      |
| 5                                                        |  |  | 25.0%                    | 19             |
| 6                                                        |  |  | 2.6%                     | 2              |
| 7                                                        |  |  | 1.3%                     | 1              |
| More than 7                                              |  |  | 2.6%                     | 2              |
|                                                          |  |  | <i>answered question</i> | <b>76</b>      |
|                                                          |  |  | <i>skipped question</i>  | <b>17</b>      |


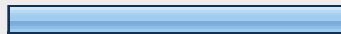




| 9. What are the children's ages in your household? |                      |                  |                   |                    |                    |                   |                          |           |
|----------------------------------------------------|----------------------|------------------|-------------------|--------------------|--------------------|-------------------|--------------------------|-----------|
|                                                    | Birth-4 years of age | 5-7 years of age | 8-10 years of age | 11-13 years of age | 14-17 years of age | Not Applicable    | Response Count           |           |
| Child 1                                            | 4.1% (3)             | 19.2% (14)       | 12.3% (9)         | 21.9% (16)         | <b>30.1% (22)</b>  | 12.3% (9)         | 73                       |           |
| Child 2                                            | 6.4% (3)             | 10.6% (5)        | 21.3% (10)        | <b>25.5% (12)</b>  | 21.3% (10)         | 14.9% (7)         | 47                       |           |
| Child 3                                            | 11.1% (3)            | 7.4% (2)         | 7.4% (2)          | 22.2% (6)          | 14.8% (4)          | <b>37.0% (10)</b> | 27                       |           |
| Child 4                                            | 11.1% (1)            | 11.1% (1)        | 0.0% (0)          | 22.2% (2)          | 0.0% (0)           | <b>55.6% (5)</b>  | 9                        |           |
| Child 5                                            | 0.0% (0)             | 0.0% (0)         | 0.0% (0)          | 0.0% (0)           | 20.0% (1)          | <b>80.0% (4)</b>  | 5                        |           |
|                                                    |                      |                  |                   |                    |                    |                   | <i>answered question</i> | <b>73</b> |
|                                                    |                      |                  |                   |                    |                    |                   | <i>skipped question</i>  | <b>20</b> |

| 10. Did you vote in the last school district election in 2009? |                                                                                   |                          |                |
|----------------------------------------------------------------|-----------------------------------------------------------------------------------|--------------------------|----------------|
|                                                                |                                                                                   | Response Percent         | Response Count |
| Yes                                                            |  | 38.2%                    | 29             |
| No                                                             |  | 61.8%                    | 47             |
|                                                                |                                                                                   | <i>answered question</i> | 76             |
|                                                                |                                                                                   | <i>skipped question</i>  | 17             |

| 11. Please indicate each school campus where you have a child enrolled. |                                                                                     |                          |                |
|-------------------------------------------------------------------------|-------------------------------------------------------------------------------------|--------------------------|----------------|
|                                                                         |                                                                                     | Response Percent         | Response Count |
| Gentry Primary School                                                   |    | 38.2%                    | 29             |
| Gentry Intermediate School                                              |    | 22.4%                    | 17             |
| Gentry Middle School                                                    |    | 39.5%                    | 30             |
| <b>Gentry High School</b>                                               |  | <b>40.8%</b>             | <b>31</b>      |
| I have no children in the Gentry Public School District.                |  | 7.9%                     | 6              |
|                                                                         |                                                                                     | <i>answered question</i> | 76             |
|                                                                         |                                                                                     | <i>skipped question</i>  | 17             |

| 12. Do you have a computer with Internet access at your place of residence? |                                                                                      |                          |                |
|-----------------------------------------------------------------------------|--------------------------------------------------------------------------------------|--------------------------|----------------|
|                                                                             |                                                                                      | Response Percent         | Response Count |
| Yes                                                                         |  | 92.1%                    | 70             |
| No                                                                          |   | 7.9%                     | 6              |
|                                                                             |                                                                                      | <i>answered question</i> | 76             |
|                                                                             |                                                                                      | <i>skipped question</i>  | 17             |

| 13. Do you feel welcome when you visit your child's campus? |                                                                                    |                  |                |
|-------------------------------------------------------------|------------------------------------------------------------------------------------|------------------|----------------|
|                                                             |                                                                                    | Response Percent | Response Count |
| Yes                                                         |  | 89.0%            | 65             |
| No                                                          |   | 11.0%            | 8              |
| If you answered "No", how can we improve?                   |                                                                                    |                  | 8              |
| <b>answered question</b>                                    |                                                                                    |                  | <b>73</b>      |
| <b>skipped question</b>                                     |                                                                                    |                  | <b>20</b>      |

| 14. Which of the following types of communication from the school are you most likely to read? |                                                                                      |                  |                |
|------------------------------------------------------------------------------------------------|--------------------------------------------------------------------------------------|------------------|----------------|
|                                                                                                |                                                                                      | Response Percent | Response Count |
| Monthly school newsletters                                                                     |     | 66.7%            | 48             |
| Weekly teacher newsletters                                                                     |     | 51.4%            | 37             |
| School web pages                                                                               |   | 61.1%            | 44             |
| <b>e-Mails from teachers</b>                                                                   |  | <b>70.8%</b>     | <b>51</b>      |
| Articles in local newspaper                                                                    |   | 31.9%            | 23             |
| What other way would you suggest?                                                              |   | 1.4%             | 1              |
| <b>answered question</b>                                                                       |                                                                                      |                  | <b>72</b>      |
| <b>skipped question</b>                                                                        |                                                                                      |                  | <b>21</b>      |

**15. Please indicate your level of interest in the following items:**

|                              | <b>Very interested</b>          | <b>Somewhat interested</b> | <b>Very little interest</b> | <b>No interest</b> | <b>Response Count</b> |
|------------------------------|---------------------------------|----------------------------|-----------------------------|--------------------|-----------------------|
| Student Achievement Data     | <b>73.2% (52)</b>               | 26.8% (19)                 | 0.0% (0)                    | 0.0% (0)           | 71                    |
| Student Recognition Honors   | <b>61.4% (43)</b>               | 35.7% (25)                 | 2.9% (2)                    | 0.0% (0)           | 70                    |
| Student Performances         | <b>80.3% (57)</b>               | 19.7% (14)                 | 0.0% (0)                    | 0.0% (0)           | 71                    |
| Parent Events                | <b>46.5% (33)</b>               | <b>46.5% (33)</b>          | 7.0% (5)                    | 0.0% (0)           | 71                    |
| Parent/Child Event           | <b>70.0% (49)</b>               | 25.7% (18)                 | 4.3% (3)                    | 0.0% (0)           | 70                    |
| Sports Event                 | 40.8% (29)                      | <b>42.3% (30)</b>          | 14.1% (10)                  | 2.8% (2)           | 71                    |
| Sports Schedules             | 36.8% (25)                      | <b>41.2% (28)</b>          | 19.1% (13)                  | 2.9% (2)           | 68                    |
| Budget                       | <b>43.7% (31)</b>               | 40.8% (29)                 | 15.5% (11)                  | 0.0% (0)           | 71                    |
| Long-Range School Planning   | <b>41.4% (29)</b>               | <b>41.4% (29)</b>          | 15.7% (11)                  | 1.4% (1)           | 70                    |
| Long-Range District Planning | 40.0% (28)                      | <b>44.3% (31)</b>          | 12.9% (9)                   | 2.9% (2)           | 70                    |
| Schedules, Calendars         | <b>70.4% (50)</b>               | 28.2% (20)                 | 0.0% (0)                    | 1.4% (1)           | 71                    |
| Lunch Menus                  | 32.9% (23)                      | <b>40.0% (28)</b>          | 25.7% (18)                  | 1.4% (1)           | 70                    |
| Minutes of Board Meetings    | 34.8% (24)                      | <b>36.2% (25)</b>          | 24.6% (17)                  | 4.3% (3)           | 69                    |
| Alumni Information           | 8.7% (6)                        | 33.3% (23)                 | <b>34.8% (24)</b>           | 23.2% (16)         | 69                    |
| Academic Programs            | <b>66.2% (47)</b>               | 31.0% (22)                 | 1.4% (1)                    | 1.4% (1)           | 71                    |
| Employment Opportunities     | 29.0% (20)                      | <b>37.7% (26)</b>          | 15.9% (11)                  | 17.4% (12)         | 69                    |
|                              | <b><i>answered question</i></b> |                            |                             |                    | <b>72</b>             |
|                              | <b><i>skipped question</i></b>  |                            |                             |                    | <b>21</b>             |



16. On the average, how much time does your child spend on homework each evening?

|         | 0                        | 30 Minutes        | 1 Hour     | More than 1 hour but less than 2 | 2 hours  | More than 2 hours | Not Applicable   | Response Count |
|---------|--------------------------|-------------------|------------|----------------------------------|----------|-------------------|------------------|----------------|
| Child 1 | 10.3% (7)                | <b>45.6% (31)</b> | 17.6% (12) | 13.2% (9)                        | 1.5% (1) | 0.0% (0)          | 11.8% (8)        | 68             |
| Child 2 | 12.5% (5)                | <b>40.0% (16)</b> | 17.5% (7)  | 5.0% (2)                         | 0.0% (0) | 10.0% (4)         | 15.0% (6)        | 40             |
| Child 3 | 21.1% (4)                | 26.3% (5)         | 0.0% (0)   | 5.3% (1)                         | 5.3% (1) | 0.0% (0)          | <b>42.1% (8)</b> | 19             |
| Child 4 | 0.0% (0)                 | 16.7% (1)         | 0.0% (0)   | 16.7% (1)                        | 0.0% (0) | 0.0% (0)          | <b>66.7% (4)</b> | 6              |
| Child 5 | 0.0% (0)                 | 16.7% (1)         | 0.0% (0)   | 16.7% (1)                        | 0.0% (0) | 0.0% (0)          | <b>66.7% (4)</b> | 6              |
|         | <b>answered question</b> |                   |            |                                  |          |                   |                  | <b>69</b>      |
|         | <b>skipped question</b>  |                   |            |                                  |          |                   |                  | <b>24</b>      |







**17. On the average, how much time do you or another adult in your household spend helping your child with his or her homework each evening?**

|         | 0                        | 30 Minutes        | 1 Hour    | More than 1 hour but less than 2 | 2 hours  | More than 2 hours | Not Applicable   | Response Count |
|---------|--------------------------|-------------------|-----------|----------------------------------|----------|-------------------|------------------|----------------|
| Child 1 | 31.3% (21)               | <b>43.3% (29)</b> | 10.4% (7) | 4.5% (3)                         | 0.0% (0) | 0.0% (0)          | 10.4% (7)        | 67             |
| Child 2 | 30.8% (12)               | <b>43.6% (17)</b> | 7.7% (3)  | 2.6% (1)                         | 2.6% (1) | 0.0% (0)          | 12.8% (5)        | 39             |
| Child 3 | 27.8% (5)                | 22.2% (4)         | 5.6% (1)  | 5.6% (1)                         | 0.0% (0) | 0.0% (0)          | <b>38.9% (7)</b> | 18             |
| Child 4 | 0.0% (0)                 | 40.0% (2)         | 0.0% (0)  | 0.0% (0)                         | 0.0% (0) | 0.0% (0)          | <b>60.0% (3)</b> | 5              |
| Child 5 | 0.0% (0)                 | 40.0% (2)         | 0.0% (0)  | 0.0% (0)                         | 0.0% (0) | 0.0% (0)          | <b>60.0% (3)</b> | 5              |
|         | <i>answered question</i> |                   |           |                                  |          |                   |                  | <b>69</b>      |
|         | <i>skipped question</i>  |                   |           |                                  |          |                   |                  | <b>24</b>      |



**18. Do you use e-mail to communicate with teachers/staff at our schools?**

|     |                                                                                      | Response Percent | Response Count |
|-----|--------------------------------------------------------------------------------------|------------------|----------------|
| Yes |  | <b>88.4%</b>     | <b>61</b>      |
| No  |   | 11.6%            | 8              |
|     | If "no", is there a reason you do not?                                               |                  | 8              |
|     | <i>answered question</i>                                                             |                  | <b>69</b>      |
|     | <i>skipped question</i>                                                              |                  | <b>24</b>      |

**19. Please check each of the following parent organizations that you knew existed within our school district:**



|                                     |                                                                                    | Response Percent         | Response Count |
|-------------------------------------|------------------------------------------------------------------------------------|--------------------------|----------------|
| Primary School PTO                  |  | 84.8%                    | 56             |
| Intermediate School PTO             |  | 78.8%                    | 52             |
| Middle School Academic Booster Club |   | 68.2%                    | 45             |
| High School Academic Booster Club   |  | 69.7%                    | 46             |
| High School Athletic Booster Club   |  | 83.3%                    | 55             |
| High School Band Booster Club       |  | 72.7%                    | 48             |
|                                     |                                                                                    | <i>answered question</i> | <b>66</b>      |
|                                     |                                                                                    | <i>skipped question</i>  | <b>27</b>      |



**20. Are you able to attend parent teacher conferences as scheduled on the school calendar?**



|                                                        |                                                                                      | Response Percent         | Response Count |
|--------------------------------------------------------|--------------------------------------------------------------------------------------|--------------------------|----------------|
| Yes                                                    |  | 89.6%                    | 60             |
| No                                                     |   | 10.4%                    | 7              |
| If not, what obstacles are keeping you from attending? |                                                                                      |                          | 6              |
|                                                        |                                                                                      | <i>answered question</i> | <b>67</b>      |
|                                                        |                                                                                      | <i>skipped question</i>  | <b>26</b>      |


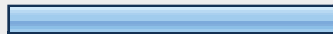
**21. How can parent teacher conferences be improved?**

|  |  | Response Count           |
|--|--|--------------------------|
|  |  | 21                       |
|  |  | <i>answered question</i> |
|  |  | <b>21</b>                |
|  |  | <i>skipped question</i>  |
|  |  | <b>72</b>                |



| 22. Have you ever attended a meeting at your child's school? |                                                                                    |       |                          |                |
|--------------------------------------------------------------|------------------------------------------------------------------------------------|-------|--------------------------|----------------|
|                                                              |                                                                                    |       | Response Percent         | Response Count |
| Yes                                                          |  | 95.4% | 62                       |                |
| No                                                           |   | 4.6%  | 3                        |                |
| If not, what obstacles are keeping you from participating?   |                                                                                    |       | 1                        |                |
|                                                              |                                                                                    |       | <i>answered question</i> | 65             |
|                                                              |                                                                                    |       | <i>skipped question</i>  | 28             |







| 23. Did you attend "Open House" at your child's school this year? |                                                                                    |       |                          |                |
|-------------------------------------------------------------------|------------------------------------------------------------------------------------|-------|--------------------------|----------------|
|                                                                   |                                                                                    |       | Response Percent         | Response Count |
| Yes                                                               |  | 84.8% | 56                       |                |
| No                                                                |   | 15.2% | 10                       |                |
| If not, what prevented your attendance?                           |                                                                                    |       | 4                        |                |
|                                                                   |                                                                                    |       | <i>answered question</i> | 66             |
|                                                                   |                                                                                    |       | <i>skipped question</i>  | 27             |








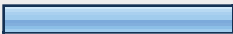

| 24. Are you aware there is a "Parent Center" at each campus? |                                                                                      |       |                          |                |
|--------------------------------------------------------------|--------------------------------------------------------------------------------------|-------|--------------------------|----------------|
|                                                              |                                                                                      |       | Response Percent         | Response Count |
| Yes                                                          |  | 75.8% | 50                       |                |
| No                                                           |   | 24.2% | 16                       |                |
|                                                              |                                                                                      |       | <i>answered question</i> | 66             |
|                                                              |                                                                                      |       | <i>skipped question</i>  | 27             |





| 25. If you knew about the "Parent Center" at your child's campus, have you ever visited it? |                                                                                   |                          |                |
|---------------------------------------------------------------------------------------------|-----------------------------------------------------------------------------------|--------------------------|----------------|
|                                                                                             |                                                                                   | Response Percent         | Response Count |
| Yes                                                                                         |  | 28.8%                    | 19             |
| No                                                                                          |  | 50.0%                    | 33             |
| I was not aware that a Parent Center existed at the campuses.                               |                                                                                   | 21.2%                    | 14             |
|                                                                                             |                                                                                   | <i>answered question</i> | <b>66</b>      |
|                                                                                             |                                                                                   | <i>skipped question</i>  | <b>27</b>      |

| 26. What type materials would you like to find in your child's school's "Parent Center"? |  |                          |
|------------------------------------------------------------------------------------------|--|--------------------------|
|                                                                                          |  | Response Count           |
|                                                                                          |  | 10                       |
|                                                                                          |  | <i>answered question</i> |
|                                                                                          |  | <b>10</b>                |
|                                                                                          |  | <i>skipped question</i>  |
|                                                                                          |  | <b>83</b>                |










| 27. Is the school calendar user/parent friendly?                   |                                                                                      |                          |                |
|--------------------------------------------------------------------|--------------------------------------------------------------------------------------|--------------------------|----------------|
|                                                                    |                                                                                      | Response Percent         | Response Count |
| Yes                                                                |  | 98.5%                    | 66             |
| No                                                                 |   | 1.5%                     | 1              |
| How can the school calendar be improved to be more helpful to you? |                                                                                      |                          | 3              |
|                                                                    |                                                                                      | <i>answered question</i> | <b>67</b>      |
|                                                                    |                                                                                      | <i>skipped question</i>  | <b>26</b>      |

| <b>28. Please check each statement that applies to you:</b>                                           |                                                                                    |                                 |                       |
|-------------------------------------------------------------------------------------------------------|------------------------------------------------------------------------------------|---------------------------------|-----------------------|
|                                                                                                       |                                                                                    | <b>Response Percent</b>         | <b>Response Count</b> |
| I need information on how to help my child with his/her homework.                                     |   | 28.6%                           | 8                     |
| I need assistance in choosing books to read to my Primary School child in the evenings.               |   | 17.9%                           | 5                     |
| Sometimes I feel overwhelmed by the school's expectations of my role as a parent.                     |   | 14.3%                           | 4                     |
| <b>I need help in understanding the school's Tier I, Tier II, and Tier III Intervention programs.</b> |   | <b>42.9%</b>                    | <b>12</b>             |
| I need help in understanding and addressing my child's disability.                                    |   | 10.7%                           | 3                     |
| None of these apply to me but I would like.....                                                       |  | 32.1%                           | 9                     |
|                                                                                                       |                                                                                    | <b><i>answered question</i></b> | <b>28</b>             |
|                                                                                                       |                                                                                    | <b><i>skipped question</i></b>  | <b>65</b>             |

| 29. With which of the following would you be willing to help? |                                                                                     |                          |                |
|---------------------------------------------------------------|-------------------------------------------------------------------------------------|--------------------------|----------------|
|                                                               |                                                                                     | Response Percent         | Response Count |
| Volunteer substitute                                          |    | 7.4%                     | 5              |
| Fundraising                                                   |    | 7.4%                     | 5              |
| Morning duty – parking lot, breakfast, buses                  |    | 1.5%                     | 1              |
| Lunch duty                                                    |    | 1.5%                     | 1              |
| Afternoon duty – parking lot, buses                           |                                                                                     | 0.0%                     | 0              |
| Student tutoring                                              |                                                                                     | 0.0%                     | 0              |
| Assisting with Holiday Parties                                |    | 16.2%                    | 11             |
| Guest "Reader" in classes                                     |    | 7.4%                     | 5              |
| Teach a mini-course in your field of expertise or hobby       |    | 8.8%                     | 6              |
| <b>None</b>                                                   |  | <b>35.3%</b>             | <b>24</b>      |
| None of these, but I would ....                               |  | 14.7%                    | 10             |
|                                                               |                                                                                     | <i>answered question</i> | <b>68</b>      |
|                                                               |                                                                                     | <i>skipped question</i>  | <b>25</b>      |

| 30. Who is the 2009-10 "Parent Involvement Coordinator" at : |                                                                                     |                          |                |
|--------------------------------------------------------------|-------------------------------------------------------------------------------------|--------------------------|----------------|
|                                                              |                                                                                     | Response Percent         | Response Count |
| Gentry Primary School                                        |  | 54.8%                    | 17             |
| Gentry Intermediate School                                   |  | 38.7%                    | 12             |
| <b>Gentry Middle School</b>                                  |  | <b>61.3%</b>             | <b>19</b>      |
| Gentry High School                                           |  | 54.8%                    | 17             |
|                                                              |                                                                                     | <i>answered question</i> | <b>31</b>      |
|                                                              |                                                                                     | <i>skipped question</i>  | <b>62</b>      |

| 31. What else would you like for us to know? |  |                |
|----------------------------------------------|--|----------------|
|                                              |  | Response Count |
|                                              |  | 16             |
| <i>answered question</i>                     |  | 16             |
| <i>skipped question</i>                      |  | 77             |

| 32. Answer the following ONLY IF YOU WANT US TO KNOW WHO YOU ARE: |                                                                                      |                          |                |
|-------------------------------------------------------------------|--------------------------------------------------------------------------------------|--------------------------|----------------|
|                                                                   |                                                                                      | Response Percent         | Response Count |
| Name:                                                             |    | 72.7%                    | 8              |
| Company:                                                          |     | 18.2%                    | 2              |
| Address:                                                          |     | 54.5%                    | 6              |
| Address 2:                                                        |                                                                                      | 0.0%                     | 0              |
| City/Town:                                                        |   | 54.5%                    | 6              |
| State:                                                            |  | 72.7%                    | 8              |
| ZIP/Postal Code:                                                  |   | 63.6%                    | 7              |
| Country:                                                          |   | 36.4%                    | 4              |
| Email Address:                                                    |   | 54.5%                    | 6              |
| Phone Number:                                                     |   | 36.4%                    | 4              |
|                                                                   |                                                                                      | <i>answered question</i> | 11             |
|                                                                   |                                                                                      | <i>skipped question</i>  | 82             |